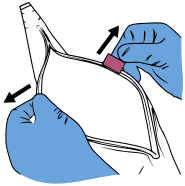




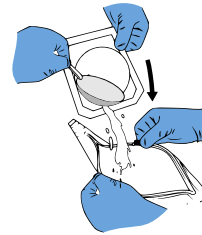
1 PREPARE FUNNEL FOR LOADING



Pull the pink tab to open the funnel

Remove the Tyvek spacer and place it on the sterile field for reference

2 LUBRICATE AND LOAD

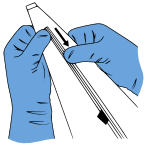


Pour 60 cc of antibiotic impregnated saline solution (with or without Betadine) into the implant packaging

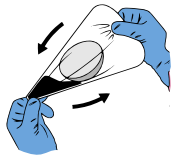
Hold the funnel open while the surgical tech pours both the implant and the fluid into it

Make sure the silicone tab on the implant faces up

3 RECLOSE GLIDETRACK & DISTRIBUTE FLUID

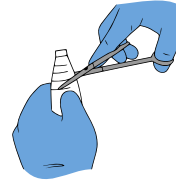


Snap and firmly seal the Glidetrack closed



Invert the funnel once or twice to evenly distribute the fluid

4 SIZE AND DELIVER



Cut the tip to size and then drain the excess fluid out of the funnel. Use the recommended markings or doctor's discretion when sizing the funnel.



With the implant slightly crowned, insert the funnel tip past the skin edges and deliver

NOTE - OPTIONAL STEP FOR DOUBLE LOADING

Follow the previous steps to load both first and second implant in sequence before reclosing the Glidetrack. Remember that the first breast implant you place into the **iNPLANT+ Plus Funnel** will be the second prosthesis you deliver. This is important if implants of different sizes are being inserted into the patient.

View our 2 minute
Instructional Video
inplantfunnel.com/video





Instructions For Use

IFU-003 Rev.C Effective Date: 2024-08-01

REF IN-001



Proximate Concepts LLC
6 Pearl Court Suite H, Allendale NJ 07401
Phone: 201-913-8833 Fax: 201-351-5393
Email: contact@inplantfunnel.com

INTRODUCING...



Easy to Open | More Lubricious | Double Delivery

Description

The iNPLANT™ Plus Funnel is a sterile, transparent, cone-shaped sleeve constructed of a flexible, Phthalate-free polymeric film and has a lubricious hydrophilic coating on the inside surface.

Intended Use

The iNPLANT™ Plus Funnel is intended to facilitate the delivery of silicone gel and other silicone-based implants by reducing friction during insertion. It is also designed to support the implementation of a "no touch technique" during implant insertion.

Product Warranty

Proximate Concepts, LLC stands behind the iNPLANT™ Plus Funnel . The iNPLANT™ Funnel warranty is available online at inplantfunnel.com/returns

US Patents # 9,925,028 and # 10,575,936

Other US and Worldwide Patents Pending



Catalog Number



Batch Code



Sterilized by Ethylene Oxide



Store at Room Temperature (18°C - 25°C)



Use By Date



Non-Phthalate



Do Not Reuse



Not made with Natural Rubber Latex



Date Manufactured



Do Not Resterilize



Manufacturer



Consult the Instructions for Use



Keep Dry



Caution



DO NOT use the product if the package has been opened or damaged

Rx ONLY

U.S. Federal Law restricts this device to sale by or on the order of a licensed physician